

## Our Contribution in the Eastern region

Viterra operates a storage and handling network for a range of agricultural commodities, connecting growers across South Australia and western Victoria with end-use customers in Australia and around the world.

Our network is split into four regions, the Eastern region spans across eastern South Australia and western Victoria.

We are significant contributors to the Australian economy through employment, engagement with local businesses, continuous supply chain investment and payment of taxes.

We are proud of our consistently high standards of quality, safety, reliability and sustainability we are achieving. We work closely with growers through our strategic site committee structure, who represent growers across our network.



### 93 ongoing employees

and up to 400 casual employees in the Eastern region




Viterra contributed over **\$3.7 billion** to the South Australian economy between 2010 and 2017\*. This equated to an annual average of **\$277 million** directly, with a further **\$253 million** flow on generated by our operations.


We spent **\$53+ million** on our supply chain in the Eastern region from 2010 to 2018 on capital projects and maintenance spend including:

- New 40 metre weighbridges and upgrades to existing bridges
- New drive over hopper and stacker sets and upgrades to existing sets
- New storage built
- Major electrical upgrades

Relationships with **1000+** South Australian suppliers of goods and services



**Stoney Pinch Quarry & Earthmoving** and **Webb Contractors** built our bunkers



**Scherer Contractors** provide civil engineering services



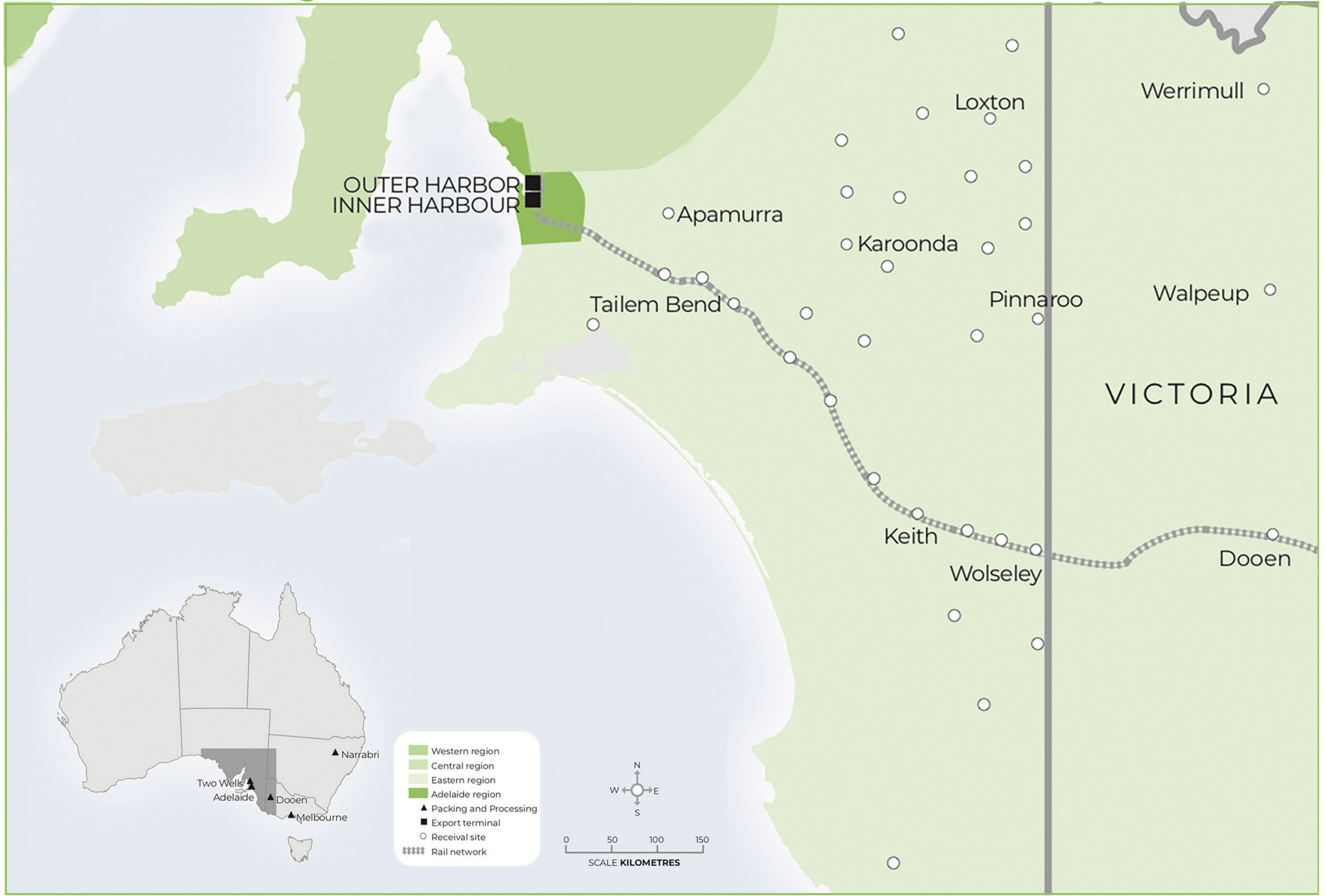
**Glen Carron** and **Bee Jays Haulage** handle our road transport



Viterra provides continuous support to communities in the Eastern region through **sponsorship** and **silo art projects** in areas such as Coonalpyn and Waikerie



# Our Eastern region network



**38+** sites



**1,300+** growers deliver to our Eastern region

**30+** buyers

**2+** million tonnes storage capacity



Access to **2** bulk grain export terminals



**10+** exporters shipping to **28** countries

## 2009/10 – 2018/19 season averages



Grower receivals  
**1.3** million tonnes

Number of deliveries  
**48,000**



Amount shipped  
**2.4** million tonnes

Grain segregations  
**78**

Receivals each harvest

